



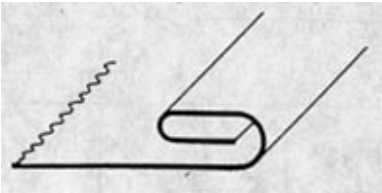


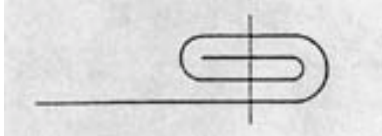

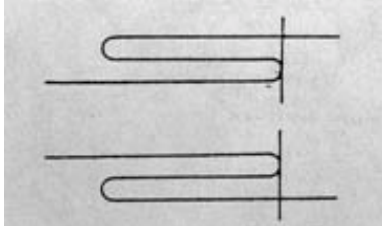

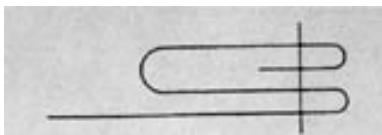
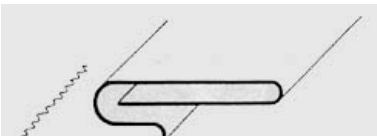
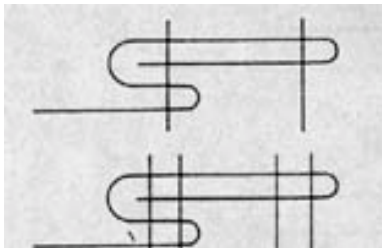


Class 6 Illustrations

Material configuration	Location of needle penetration or passage	Numerical designation
6.01 		6.01.01
6.02 		6.02.01 6.02.02 6.02.03 6.02.04 6.02.05 6.02.06 6.02.07
6.03 		6.03.01 6.03.02 6.03.03 6.03.04 6.03.05 6.03.06 6.03.07 6.03.08

<p>6.04</p> 		<p>6.04.01</p>
<p>6.05</p> <p>(transferred to 5.45)</p>		
<p>6.06</p> 		<p>6.06.01</p> <p>6.06.02</p>
<p>6.07</p> 		<p>6.07.01</p>
<p>6.08</p> 		<p>6.08.01</p> <p>6.08.02</p>